



StudyRight
Education through motivation.

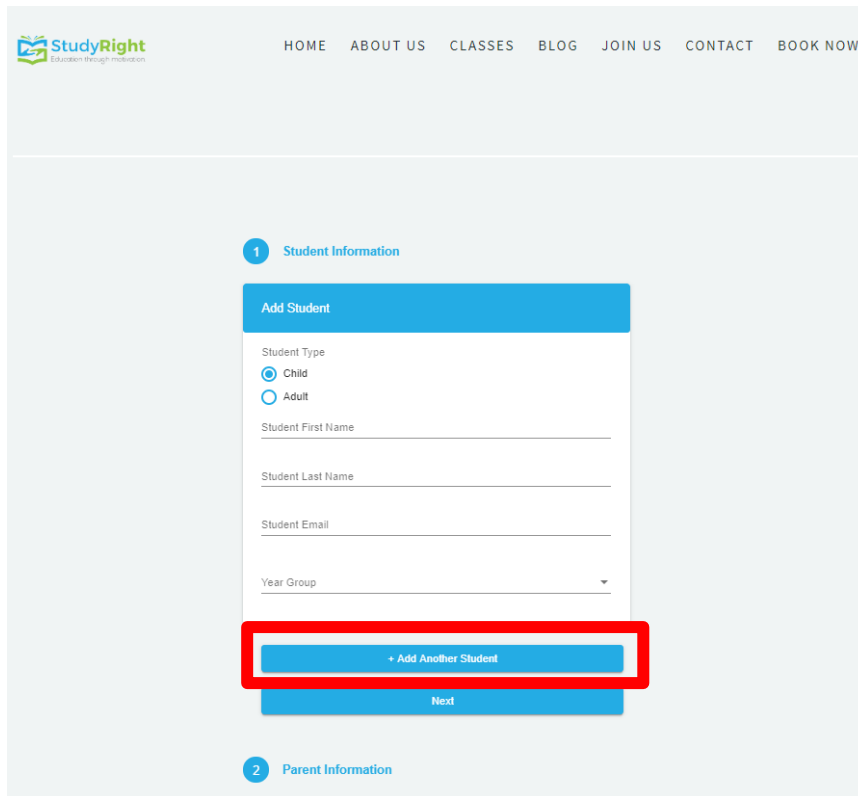
Online Tuition Guide

Contents

How to Register.....	2
How to login.....	3
Changing Password.....	5
Booking a lesson.....	6
Attending a lesson.....	8
Viewing an invoice.....	10
Making a payment.....	11

How to Register

- Go to www.studyright.co.uk/register
- Please first fill in the details for your child. If your child doesn't have an e-mail address they can use yours to login with.
- If you have more than one child press the add another student button and fill in their details

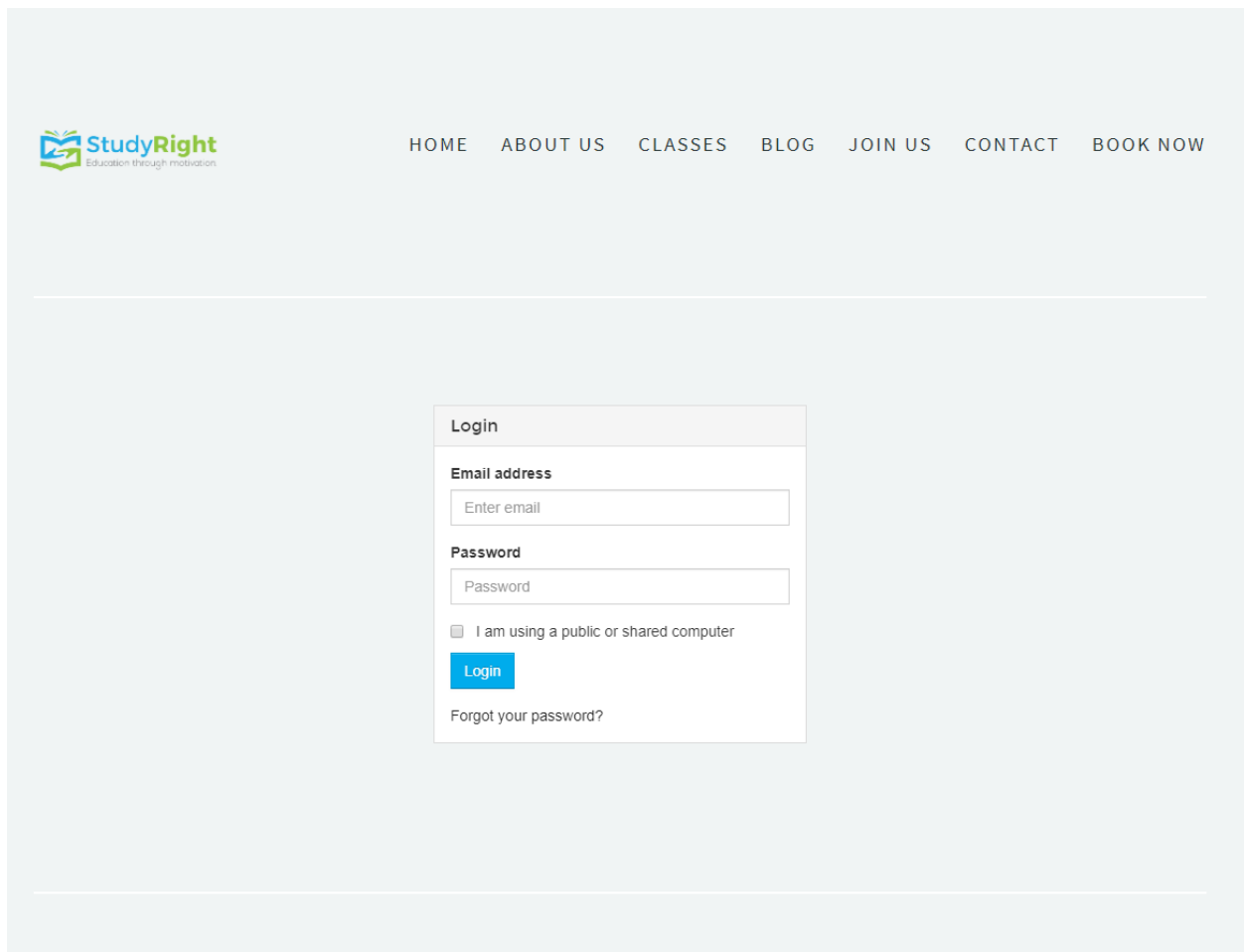


The screenshot shows the StudyRight website's registration process. At the top, there is a navigation menu with links for HOME, ABOUT US, CLASSES, BLOG, JOIN US, CONTACT, and BOOK NOW. The main content area is titled '1 Student Information'. Below this, there is a form titled 'Add Student'. The form includes the following fields: 'Student Type' with radio buttons for 'Child' (selected) and 'Adult'; 'Student First Name'; 'Student Last Name'; 'Student Email'; and 'Year Group' with a dropdown arrow. At the bottom of the form, there is a blue button labeled '+ Add Another Student' which is highlighted with a red rectangle, and a 'Next' button below it. Below the form, there is a section titled '2 Parent Information'.

- After filling all child's details press next and enter your details
- Press next and enter your card details.
- You will then be sent an email telling you to set up an initial password. Please make sure you do this because without doing this step you will not be able to log in.

How to login

- Go to www.studyright.co.uk/portal and enter your login details. This should be the email you used when registering



The image shows a screenshot of the StudyRight website's login page. At the top left is the StudyRight logo with the tagline "Education through motivation". To the right of the logo is a navigation menu with links for HOME, ABOUT US, CLASSES, BLOG, JOIN US, CONTACT, and BOOK NOW. Below the navigation menu is a horizontal line. In the center of the page is a login form box. The form has a title "Login" and contains the following elements: a label "Email address" above a text input field with the placeholder "Enter email"; a label "Password" above a text input field with the placeholder "Password"; a checkbox labeled "I am using a public or shared computer"; a blue "Login" button; and a link "Forgot your password?" below the button. Below the login form is another horizontal line.

- You will then be met with the dashboard below

Displays your Next Lesson

The screenshot shows the StudyRight dashboard interface. A teal navigation panel on the left contains links for Home, Calendar, Contact Info, Attendance & Notes, Lending Library, Online Resources, Study Log, Email History, and Back to Website. The main content area features a 'Home' header, a 'Next Lesson' card for Wednesday, 08 April 2020 at 00:00 - Zoom, a '0 Hours studied this week' card, and a '100% Attendance in the last 90 days' card. Below these are sections for 'Latest Business News', 'Recent Notes', and a line graph titled 'Hours studied by day: Mar 29 - Apr 05'. The graph compares 'ks4' (blue) and 'Business Average' (grey) over a week. At the bottom, there are three cards: 'Upcoming Events (30 Days)', 'New Downloads', and 'Borrowed Items'. The 'Upcoming Events' card lists 'Tuesday, 07 April 2020' (KS4 Maths) and 'Wednesday, 08 April 2020' (Lesson). Annotations with arrows point to the navigation panel, the 'Next Lesson' card, and the 'Upcoming Events' card.

StudyRight

ks4 Test | Help | Settings

Home

Home

Calendar

Contact Info

Attendance & Notes

Lending Library

Online Resources

Study Log

Email History

Back to Website

Navigation panel

Next Event: Lesson

Wednesday, 08 April 2020

00:00 - Zoom

Cancel Attendance

STUDIED

0 Hours this week

Total time logged this month: 0 hours

100% Attendance in the last 90 days

0 of 0 scheduled events attended

Latest Business News

View All Business News

No recent news has been posted.

Recent Notes

View All Notes

There are no recent lesson notes.

Hours studied by day: Mar 29 - Apr 05

Add Time

Minutes Studied

ks4 Business Average

Sunday Monday Tuesday Wednesday Thursday Friday Saturday Today

Upcoming Events (30 Days)

View All

Tuesday, 07 April 2020

KS4 Maths

00:00 - 30 Minutes

Register

Wednesday, 08 April 2020

Lesson

00:00 - 30 Minutes

New Downloads

View All

Your tutor hasn't added any downloads yet.

Borrowed Items

View All

You have no borrowed items.

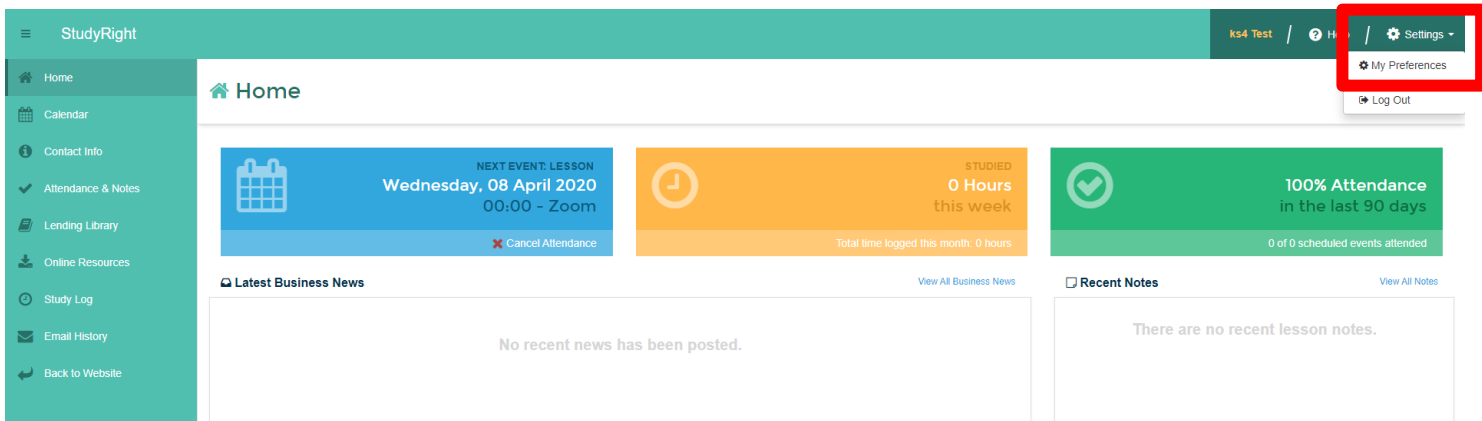
Copyright © 2013 - 2020 Port 443 Inc.

Navigation panel

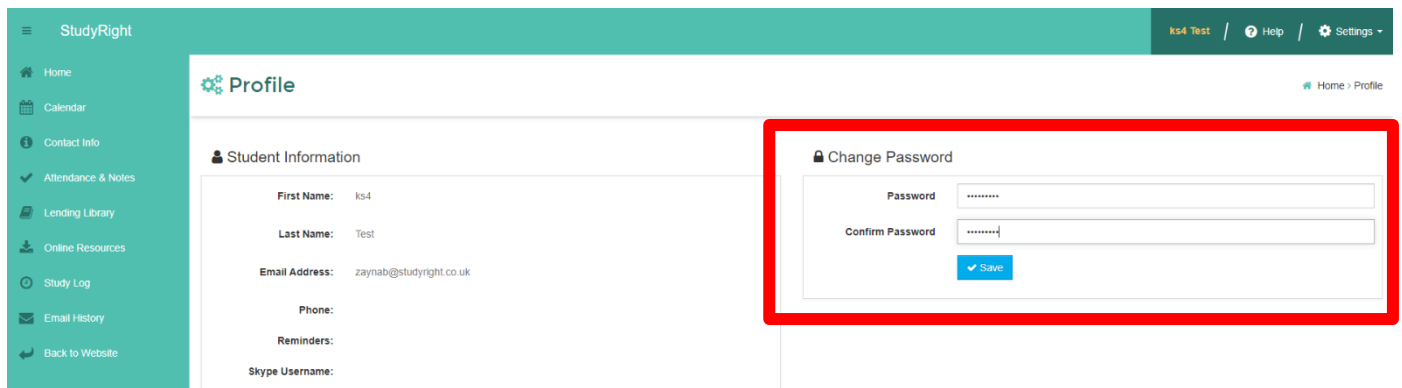
Displays your upcoming lessons for the next 30 days

Changing Password

- Press 'Settings' on the top right-hand corner and then 'My Preferences'



- Enter your new password and press save



Booking a lesson

- On the navigation bar press the calendar icon

The screenshot shows the StudyRight home dashboard. The left navigation bar has a red box around the 'Calendar' icon. The main content area features several cards: a blue card for the next lesson on Wednesday, 08 April 2020 at 00:00 - Zoom; an orange card showing 0 hours studied this week; and a green card showing 100% attendance in the last 90 days. Below these are sections for 'Latest Business News' and 'Recent Notes', both indicating no recent updates. At the bottom is a 'Hours studied by day' chart for Mar 29 - Apr 05.

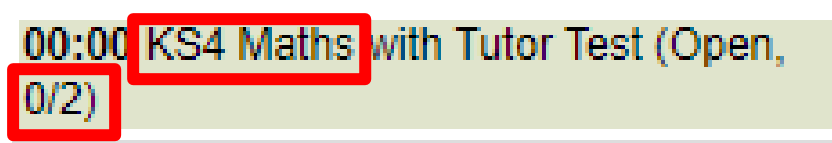
- Here you will be able to view your booked lessons and book lessons

The screenshot shows the StudyRight calendar view for April 2020. The calendar shows a lesson booked for Wednesday, 8th April at 00:00, titled 'ks4 - Lesson with Tutor Test'. The lesson is represented by a blue bar with a person icon. The calendar also shows other lessons booked for Tuesday, 7th April.

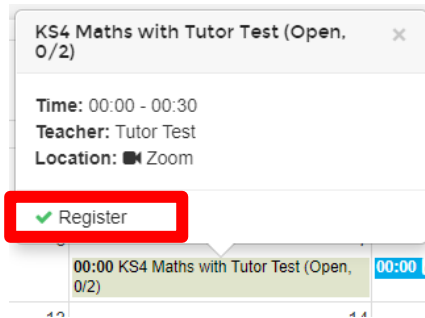
- If you see the icon below that means you have already been booked in for this lesson



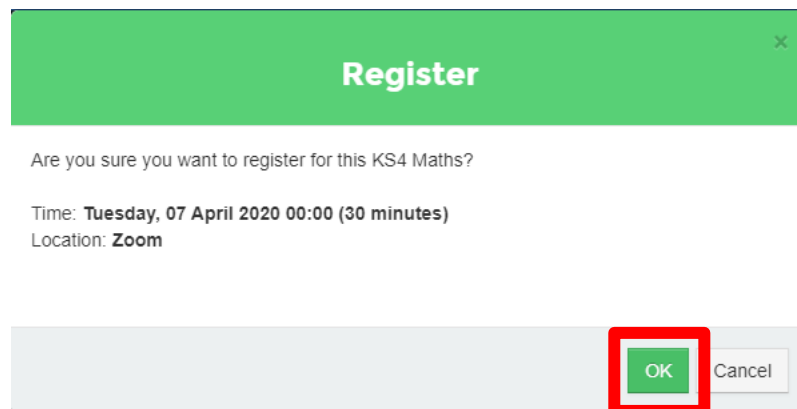
- To find an open lesson please make sure that you read what subject the lesson is for and how many open spaces there are if there are any.
0/2 → 0 people have registered for this session



- Once you find an open lesson click on it and press register.



- Then confirm your registration



Attending a lesson

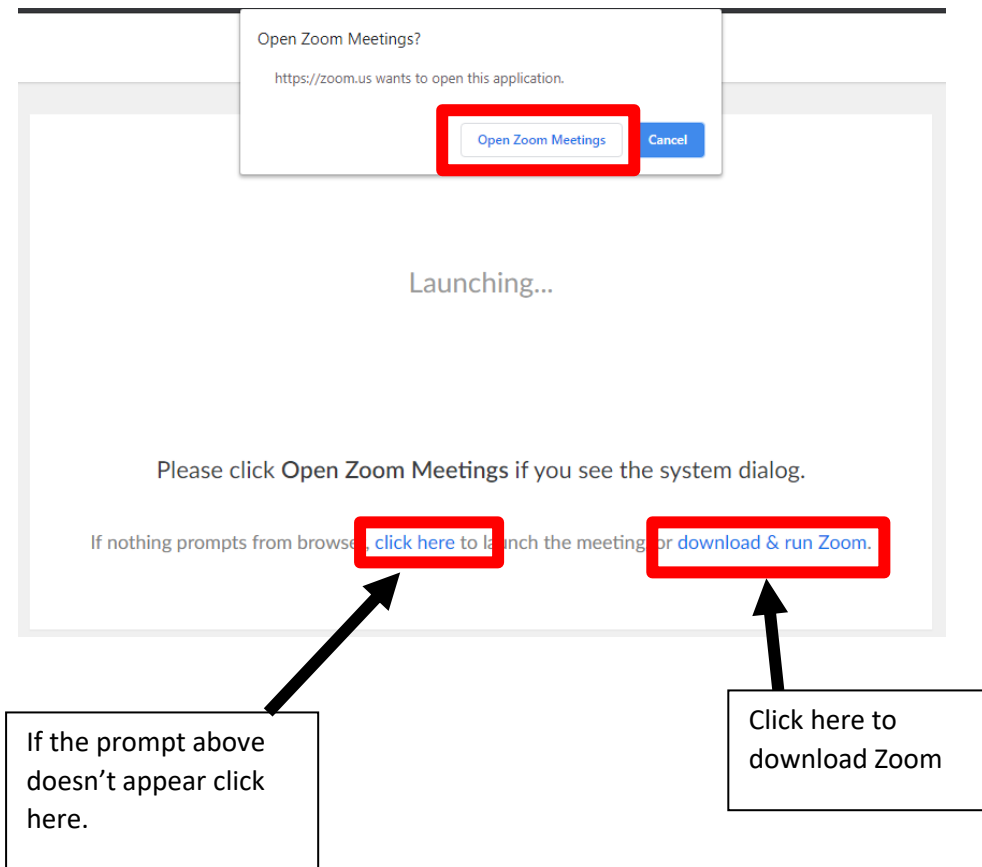
- From the home page navigate to the calendar

The screenshot shows the StudyRight home page. On the left sidebar, the 'Calendar' option is highlighted with a red box. The main content area features several cards: a blue card for the next event 'Wednesday, 08 April 2020 00:00 - Zoom' with a 'Cancel Attendance' button; an orange card showing 'STUDIED 0 Hours this week' and 'Total time logged this month: 0 hours'; and a green card showing '100% Attendance in the last 90 days' with '0 of 0 scheduled events attended'. Below these are sections for 'Latest Business News' and 'Recent Notes', both indicating no recent activity. At the bottom, there is a 'Hours studied by day' chart for the period Mar 29 - Apr 05.

- Find the lesson that you want to attend and click on it. Then click on the zoom icon.

The screenshot shows a modal window for a lesson titled 'ks4 - Lesson with Tutor Test'. The modal displays the following information: Time: 00:00 - 00:30, Teacher: Tutor Test, and Location: Zoom (with a Zoom icon and a red box around it). The attendees listed are 'ks2 test' and 'ks4 Test'. At the bottom of the modal, there is a 'Cancel Attendance' button. Below the modal, a calendar entry for '00:00' is visible, showing the lesson title.

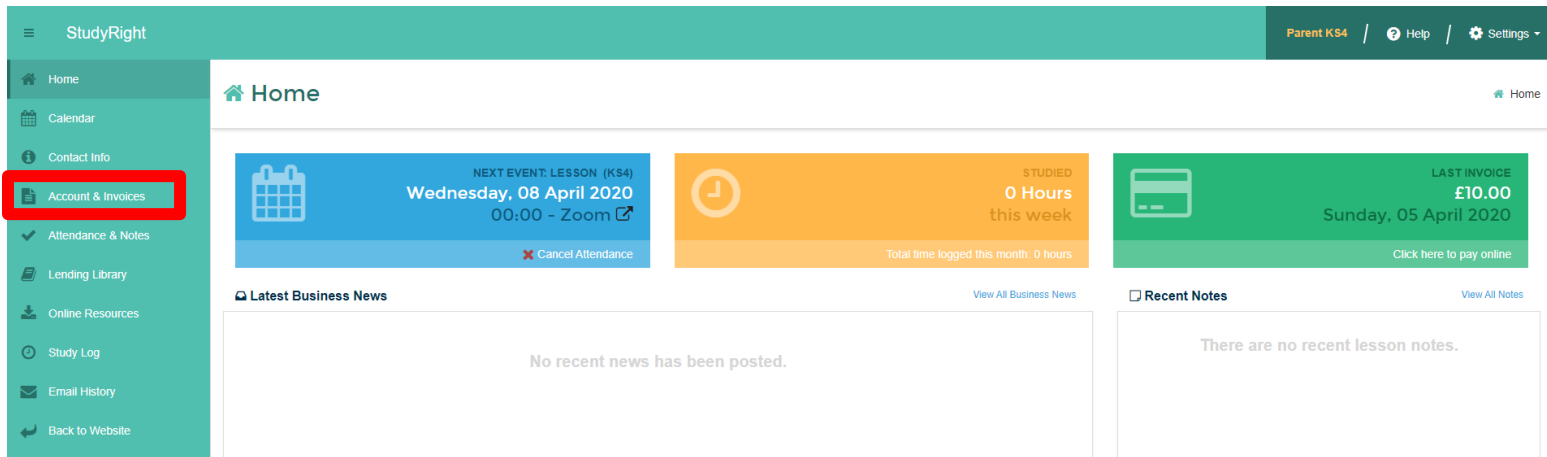
- A new tab will open asking you to open zoom. If you do not have it installed you may have to install the application



- Zoom will then open and take you straight into your lesson.

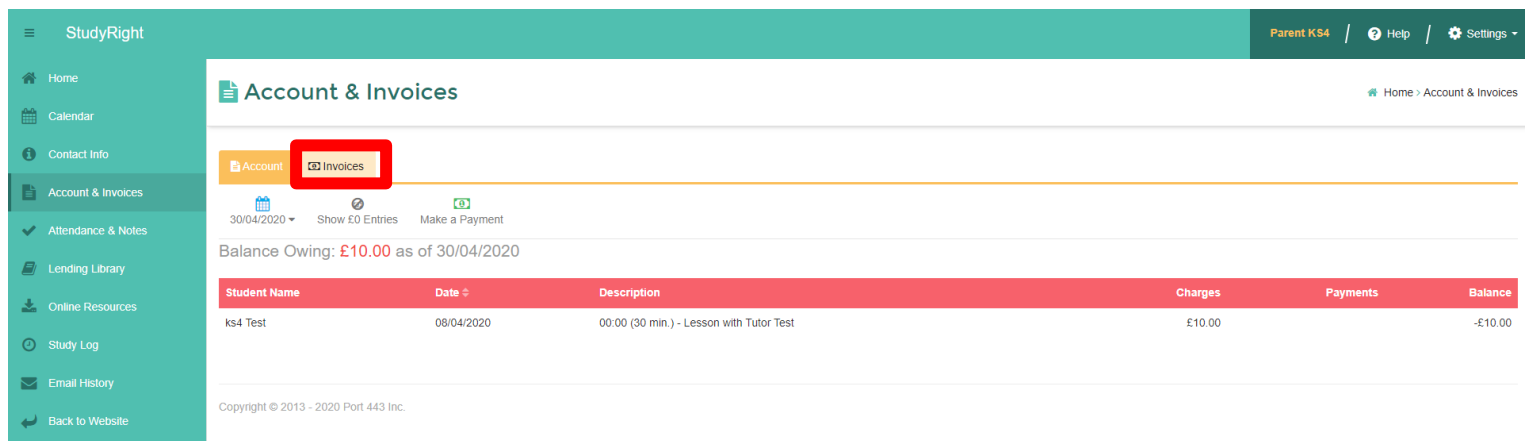
Viewing an invoice

- On the navigation panel go to the 'Accounts & invoices section'



The screenshot shows the StudyRight Home page. The left sidebar contains a navigation menu with 'Account & Invoices' highlighted in a red box. The main content area shows a 'Home' header, a 'Next Event: Lesson (KS4)' for Wednesday, 08 April 2020, '00:00 - Zoom', and a 'Cancel Attendance' button. It also displays 'STUDIED 0 Hours this week' and 'Total time logged this month: 0 hours'. A 'LAST INVOICE' card shows a balance of £10.00 for Sunday, 05 April 2020, with a 'Click here to pay online' link. Below these are sections for 'Latest Business News' (no recent news) and 'Recent Notes' (no recent lesson notes).

- Press the invoices button

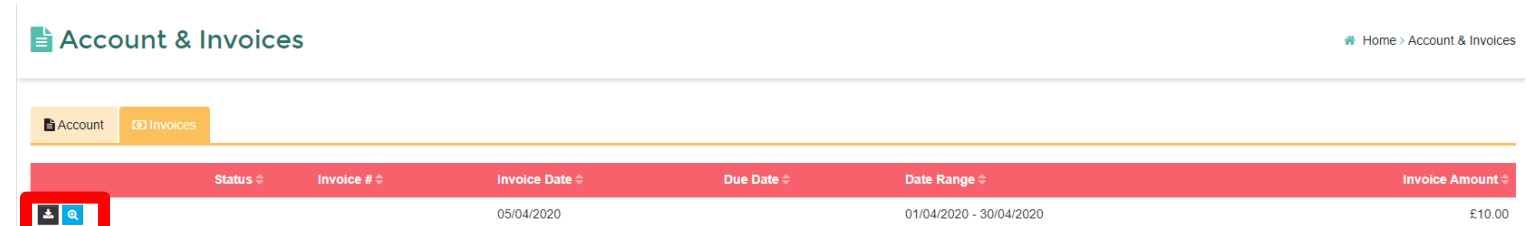


The screenshot shows the StudyRight 'Account & Invoices' page. The 'Invoices' button is highlighted with a red box. The page displays the account balance as 'Balance Owing: £10.00 as of 30/04/2020'. Below this is a table of invoices.

Student Name	Date	Description	Charges	Payments	Balance
ks4 Test	08/04/2020	00:00 (30 min.) - Lesson with Tutor Test	£10.00		£-10.00

Copyright © 2013 - 2020 Port 443 Inc.

- Here it displays all the invoices that have been created for you



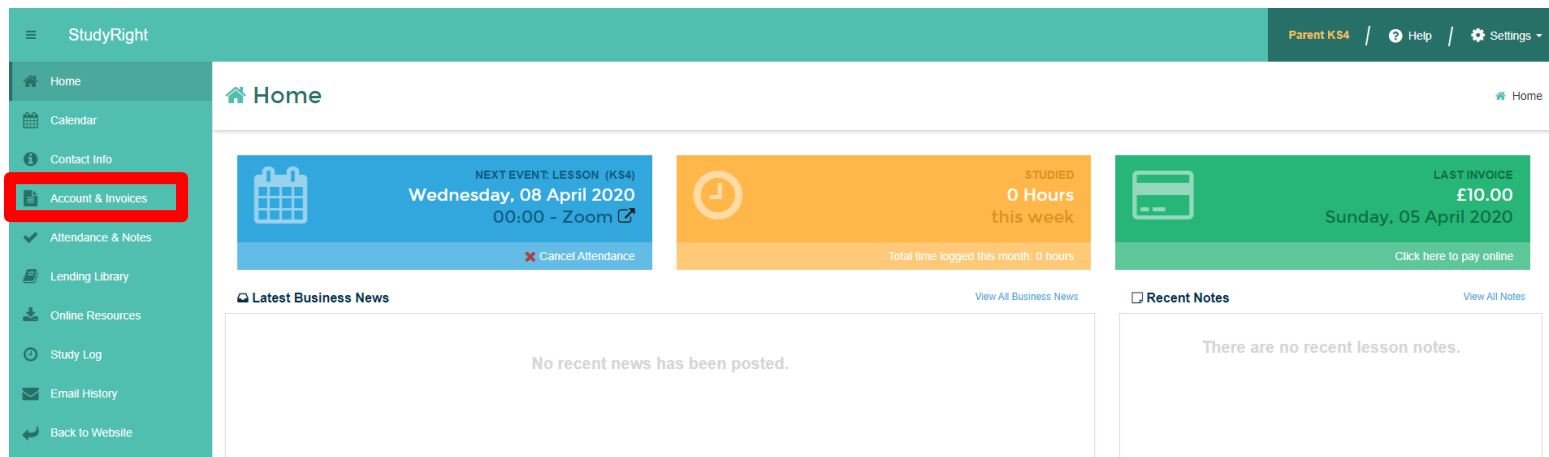
The screenshot shows the StudyRight 'Account & Invoices' page with a table of invoices. A red box highlights the download and view icons in the first row.

Status	Invoice #	Invoice Date	Due Date	Date Range	Invoice Amount
		05/04/2020		01/04/2020 - 30/04/2020	£10.00

Press the black icon (Icon on the left) to download the invoice and the blue icon (icon on the right) to view the invoice in a new tab

Making a payment

- On the navigation panel go to the 'Accounts & invoices section'



StudyRight

Parent KS4 | Help | Settings

Home

Calendar

Contact Info

Account & Invoices

Attendance & Notes

Lending Library

Online Resources

Study Log

Email History

Back to Website

Home

NEXT EVENT: LESSON (KS4)
Wednesday, 08 April 2020
00:00 - Zoom
[Cancel Attendance](#)

STUDIED
0 Hours
this week
Total time logged this month: 0 hours

LAST INVOICE
£10.00
Sunday, 05 April 2020
[Click here to pay online](#)

Latest Business News

[View All Business News](#)

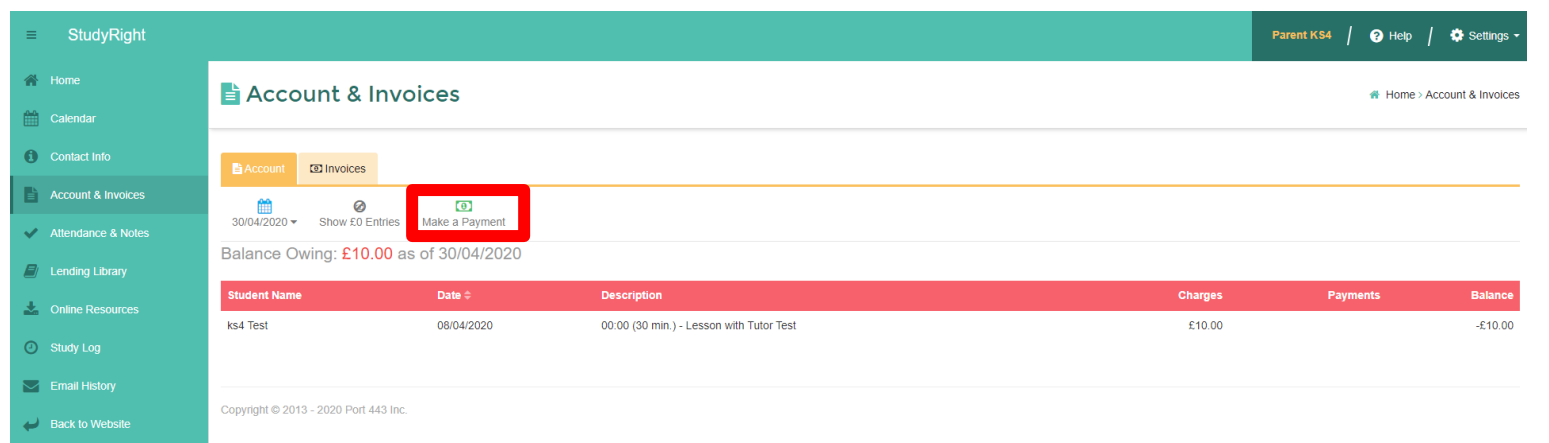
No recent news has been posted.

Recent Notes

[View All Notes](#)

There are no recent lesson notes.

- Here it will display the balanced that is owed. Then click the 'Make a Payment' button and follow the instructions to make a payment.



StudyRight

Parent KS4 | Help | Settings

Account & Invoices

Home > Account & Invoices

Account | Invoices

30/04/2020 | Show £0 Entries | **Make a Payment**

Balance Owing: £10.00 as of 30/04/2020

Student Name	Date	Description	Charges	Payments	Balance
ks4 Test	08/04/2020	00:00 (30 min.) - Lesson with Tutor Test	£10.00		-£10.00

Copyright © 2013 - 2020 Port 443 Inc.